



# The Cow



Cows are females. They are big creatures that spend most of the day eating grass. That's a lot of grass, so they have four stomachs to put it all in. When they are not eating they are generally resting. There are many types of cows. Some cows are bred to produce milk to make dairy products and some cows are bred for meat.

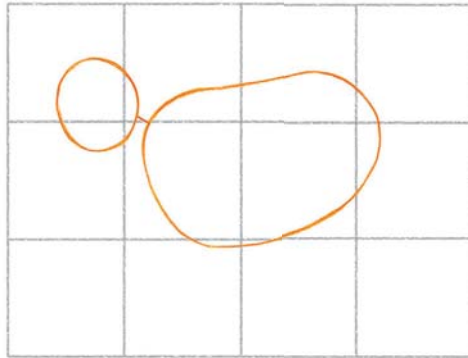


## 1.

Draw a grid with four equal squares going across and three down.


Look to see where the shapes are located on the grid. Draw your head and body shapes in the same positions and draw a small line between the head and body.

Check you have drawn the correct shape and it is in the right position on the grid before going on to the next stage.



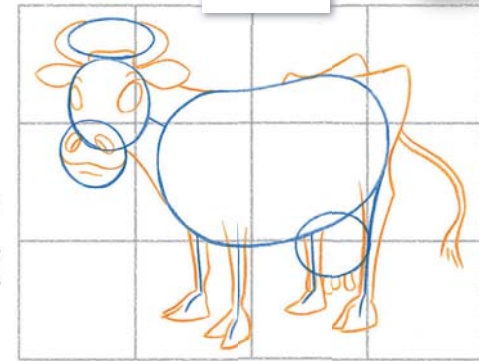
## 2.

Here we add more simple shapes for the horns, snout and udder. The legs are drawn in as wire-frames at first. This shows us where to draw around them to fill them in later.



## 3.

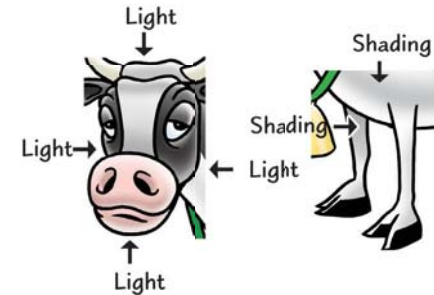
Once the basic shapes have been put in, details can be added. Here the eyes, nose and mouth have been drawn inside the existing head and nose shapes. The ears, horns, neck, tail and hips are drawn onto the basic shapes. Notice how the legs and feet are drawn directly over the top of the wire-frame legs.



### Artist Tip:

Notice the lighting and shading on the body. Light wraps around the objects. The snout, face, body and udder all have light on their undersides.

Just above that light is some shading. Anywhere light does not hit will be shaded. The inside of the leg is a good example of this.



## 4.

This is a lazy dairy cow. Lowering the eye-lids over her eyes gives her a lazy expression.

Add some grass and maybe even a mountain range in the background to finish the scene.

